

JOHN BUETER'S GO-TO SALMON FLIES

As told to John Jonelis at the Pere Marquette River, 2017

Copyright © 2017 John Jonelis & John Bueter



THE THREE FLIES

- **Crystal Bullet**
- **Crazy Cletis**
- **Green Butt Skunk**

The first two of these flies imitate the profile of a juvenile baitfish with a flashy inner body, surrounded by a sparse outer body.

The third fly is an attractor pattern that creates a strong profile.

(I have found the Skunk available commercially, but not the others.)



HMH Rotary Vice

CRYSTAL BULLET




CONCEPT

A small baitfish body is silvery, reflecting many colors, and translucent, with the guts visible down the middle. This simple streamer imitates such a baitfish, while providing enough flash to get noticed during night fishing.

MATERIALS

- HOOK - #4 Salmon
- THREAD - Fluorescent red/orange
- BODY - Flash wrap (various) – rainbow or other material
- WING - Pearl Flashabou – stiff
- (No glue required)

CRYSTAL BULLET



<<<< 1
Wrap #4 hook well




2 >>>>
Loop Flashabou
and secure to hook



<<<< 3
Anchor thread with half
hitches. Start rainbow
Flash



4 >>>>
Wind rainbow
body flash



<<<< 5
Cut loops



6 >>>>
Spread flashabou in
starburst pattern



<<<< 7
Tie down flashabou
AT GILLS. Whip
finish. Trim end of fly
square.



Completed Crystal
Bullet >>>>

CRAZY CLETIS




CONCEPT

Like the Bullet, this pattern imitates a small baitfish body with translucent skin and visible gut section. But this one works more with color than flash. The hook is smaller only due to the available size of gray chucker feather.


MATERIALS

- HOOK - #6 salmon hook (for short feathers)
- THREAD - Black thread
- BODY - UV Rust Chenille
- BODY FLASH - Gold holographic tinsel
- WING - Chucker Partridge Feather (gray)

CRAZY CLETIS



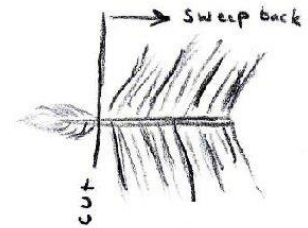
1 – Tie on a single strand
of Gold Holographic Tinsel.




2 >>>>
Wind on body--UV Rust Chenille.




<<<< 3
Spiral wrap the single
strand of tinsel.



4 >>>>
Select a Chucker Partridge feather.
Sweep fibers back.
Clip off junk at end.



<<<< 5
Anchor feather and wind
in fan pattern.



6 >>>>
Smooth back hackles.
Anchor and whip finish.



<<<< Completed Crazy Cletis.

GREEN BUTT SKUNK



CONCEPT

Again this pattern imitates a juvenile minnow, but this is an attractor pattern with both a strong profile and brilliant colors.

MATERIALS

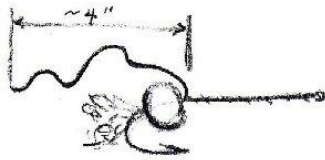

- HOOK - #6-#4 Salmon
- THREAD - Black
- BODY – Electric Chartreuse Chenille
- BODY - Black Chenille
- TAIL - Red Marabou fibers
- BEARD – Black calf tail
- WING – White calf tail

GREEN BUTT SKUNK



<<< 1 – Tie on Red Marabou tail.

2 >>>>
Wind on Electric Chartreuse Chenille butt section.



<<< 3
Tie on single strand
of Silver Flashabou.

4 >>>>
Wind on Black Chenille body.

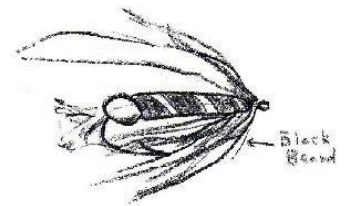


<<< 5
Spiral on Silver
Flashabou strand.

6 >>>>
Tie on White Calf Tail wing.



7 >>>>
Tie on Black
Calf Tail Beard.
Whip finish.



<<< Completed Green Butt Skunk.